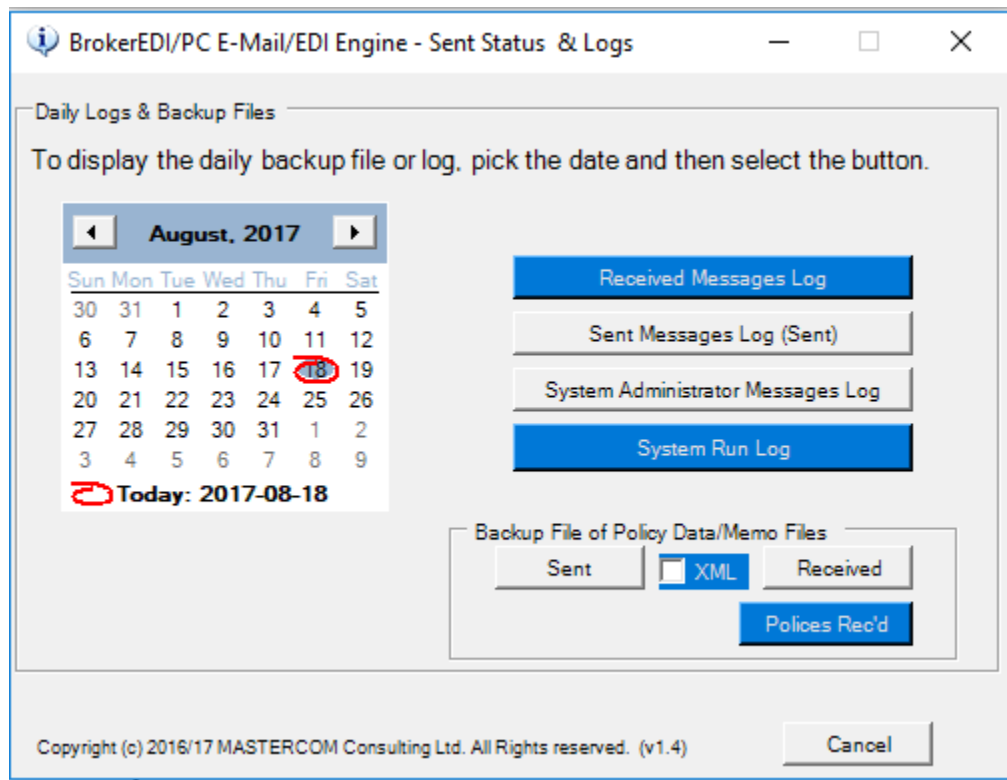
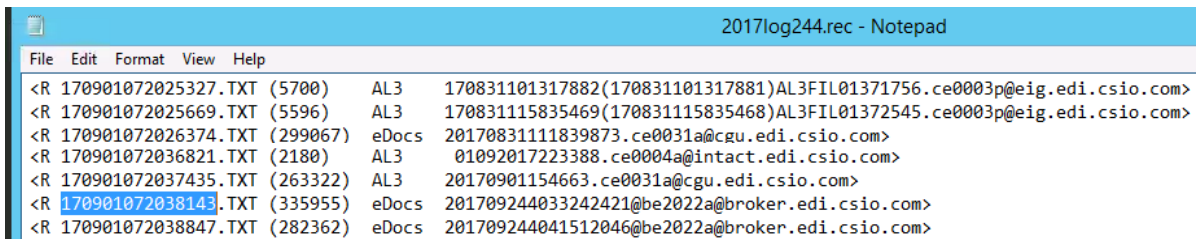


HD0009 Email MASTERCOM an Insurance Company's Download File

- 1) Click **Start**, “**All Programs**”, “**MASTERCOM BrokerEDIPC E-Mail-EDI Engine .NET**”, and then “**1 - CSIONet Msg Status & Logs**” program-item.
- 2) On the calendar pick a month and day.
- 3) To get a listing of files downloaded from insurance companies, on that specific day, click the “**Received Messages Log**” button, as shown below.

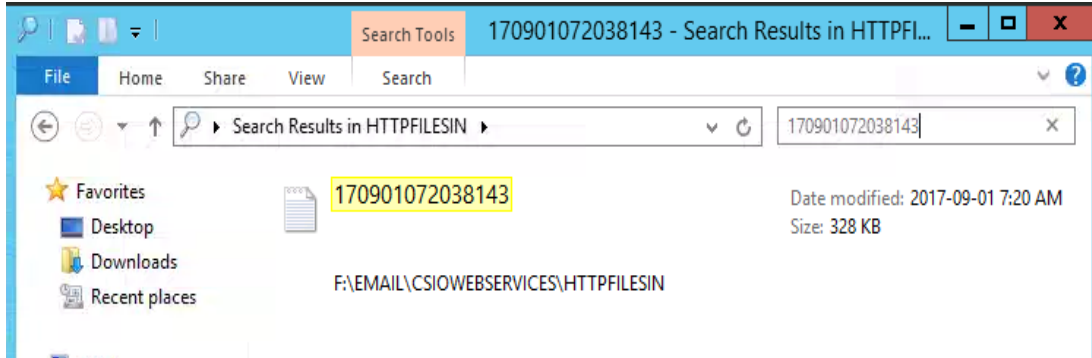


- 4) For example, the file to be e-mailed to MASTERCOM, for analysis, is the one highlighted below i.e. “72090107238143.txt”.



HD0009 Email MASTERCOM an Insurance Company's Download File

- 5) Explore to the \EMAIL\CSIOVESERVICES\HTTPFILESIN folder and in the search box put e.g. "72090107238143.txt" to have the file name displayed, as shown below.



- 6) E-mail the file to support@mastercom.com.