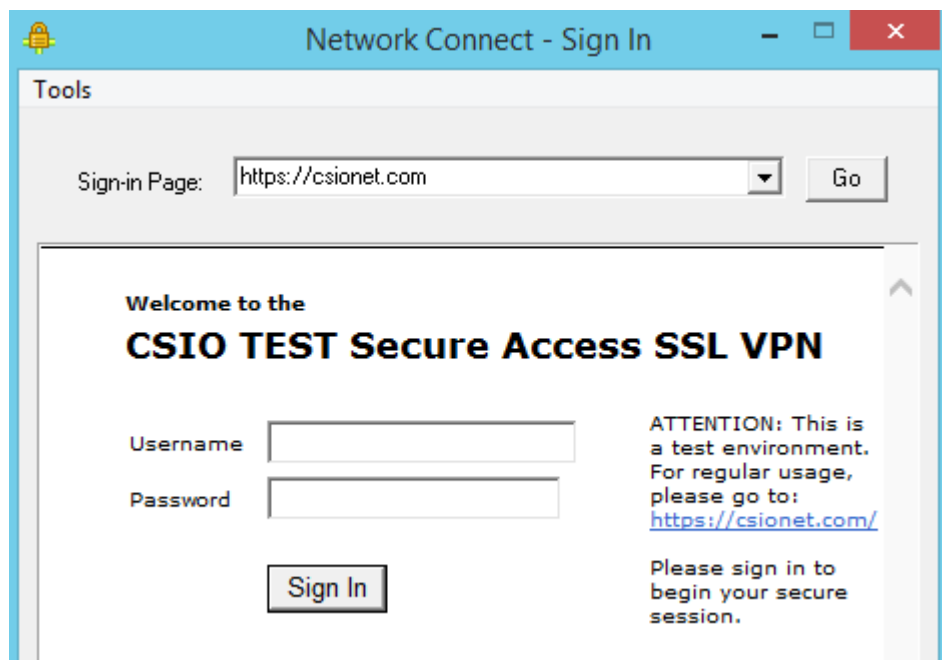


HD0004- Checking your Telus CSIONet SSL VPN connection

1. Explore to the **C:\Program Files (x86)\Juniper Networks\Network Connect 7.1.0** folder and right click **dsNetworkConnect.exe** and **Sent to Desktop (Create shortcut)** or **Pin to Taskbar** or **Pin to Start**. Double-click the yellow lock symbol and in the **Sign-in Page** text box, type <https://csionet.com> , as shown below. Type in your CSIONet **Username** and **password** and click the **“Sign In”** button

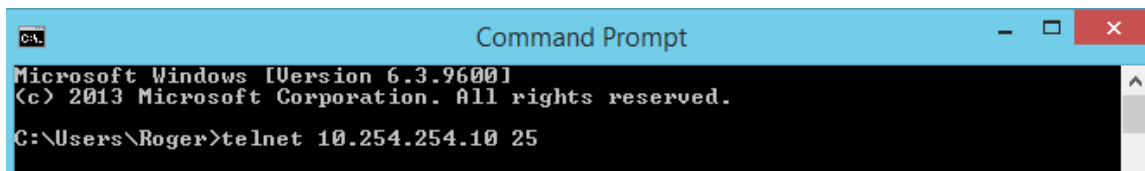


When connected the above dialog box will disappear and a little yellow lock symbol will



appear in the **Show hidden icons** box of symbols.

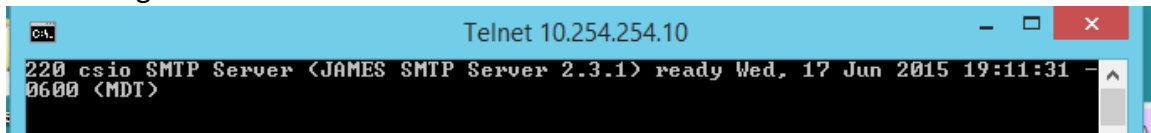
- 2) Go the command prompt by clicking Start > Programs > Accessories > Command Prompt and type **telnet 10.254.254.10 25** to check the connection to the CSIONet SMTP server. If you get program not found then follow the instructions in **“HD0003 - Install Telnet for Testing CSIONet Ports 25 and 110.pdf** document .



If you get a **“Connect Failed”** then the firewall could be blocking the Telnet client, which is found in the **\Windows\System32** folder.

HD0004- Checking your Telus CSIONet SSL VPN connection

You should get:



```
CA: Telnet 10.254.254.10
220 csio SMTP Server (JAMES SMTP Server 2.3.1) ready Wed, 17 Jun 2015 19:11:31
0600 (MDT)
```

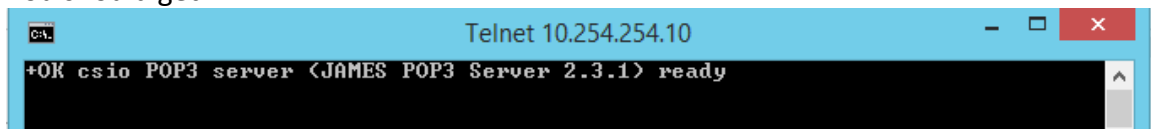
3) Now type **quit** and type **telnet 10.254.254.10 110** to check the connection to the POP server.



```
CA: Command Prompt
220 csio SMTP Server (JAMES SMTP Server 2.3.1) ready Wed, 17 Jun 2015 19:14:37
0600 (MDT)
quit
221 2.0.0 csio Service closing transmission channel

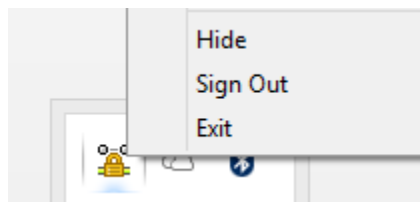
Connection to host lost.
C:\Users\Roger>telnet 10.254.254.10 110
```

You should get:



```
CA: Telnet 10.254.254.10
+OK csio POP3 server (JAMES POP3 Server 2.3.1) ready
```

4) When you are finished your tests, you should sign out by right clicking the little yellow lock symbol, as shown below, and then click the “**Sign Out**” menu item.



5) If there is problem please contact the CSIONet Help Desk Phone: 1-416-360-1773 or toll free at 1-800-463-2746 Email: helpdesk@csio.com